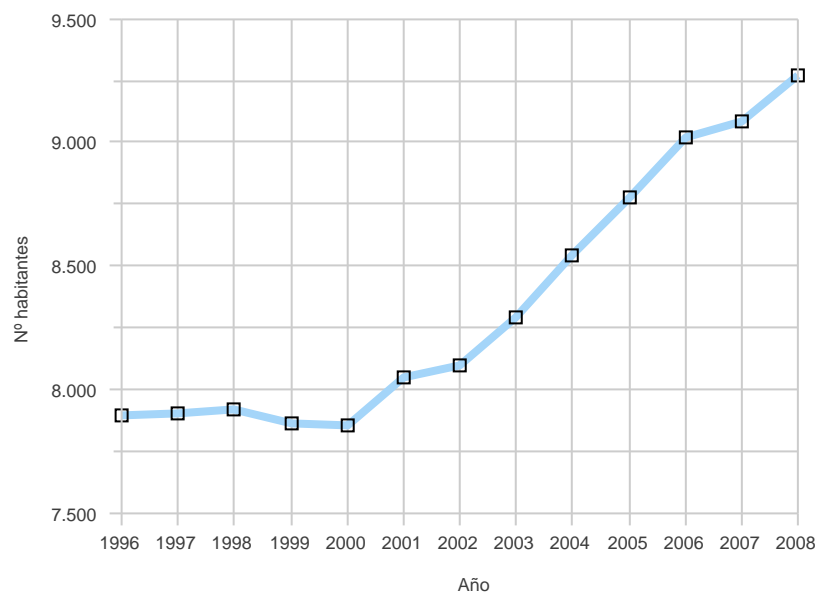


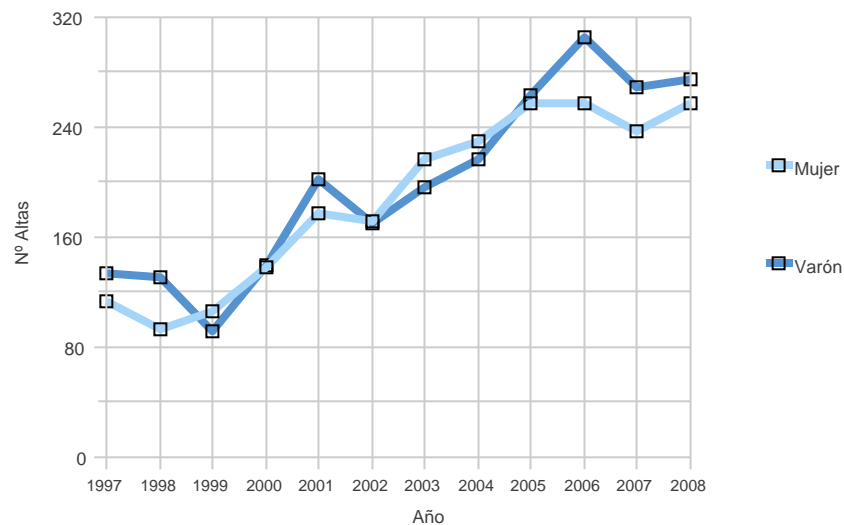
## Evolución anual de la población

| Año  | Mujer | Varón | Total        |
|------|-------|-------|--------------|
| 1996 | 4.052 | 3.840 | <b>7.892</b> |
| 1997 | 4.030 | 3.870 | <b>7.900</b> |
| 1998 | 4.024 | 3.892 | <b>7.916</b> |
| 1999 | 4.002 | 3.859 | <b>7.861</b> |
| 2000 | 3.993 | 3.861 | <b>7.854</b> |
| 2001 | 4.085 | 3.960 | <b>8.045</b> |
| 2002 | 4.114 | 3.981 | <b>8.095</b> |
| 2003 | 4.193 | 4.095 | <b>8.288</b> |
| 2004 | 4.326 | 4.215 | <b>8.541</b> |
| 2005 | 4.423 | 4.351 | <b>8.774</b> |
| 2006 | 4.521 | 4.496 | <b>9.017</b> |
| 2007 | 4.570 | 4.519 | <b>9.089</b> |
| 2008 | 4.672 | 4.600 | <b>9.272</b> |



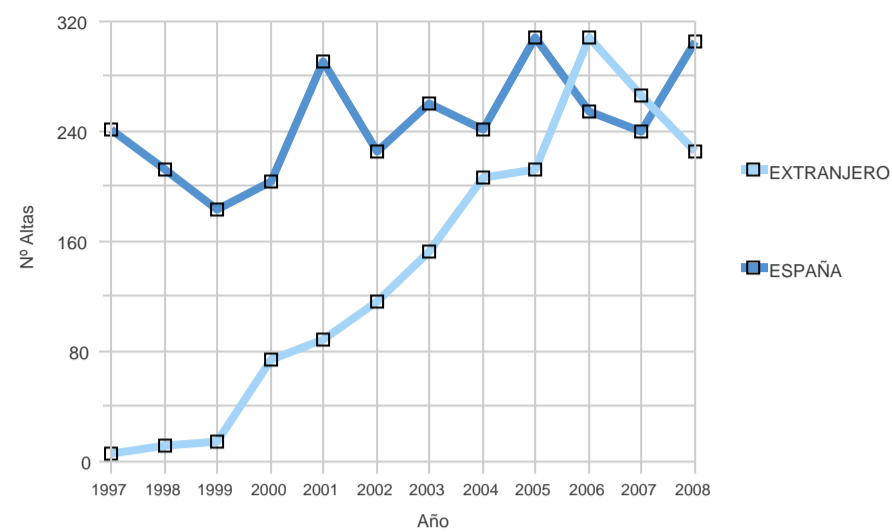
## Evolución anual de las altas por sexo

| Sexo                 | 1997       | 1998       | 1999       | 2000       | 2001       | 2002       | 2003       | 2004       | 2005       | 2006       | 2007       | 2008       |
|----------------------|------------|------------|------------|------------|------------|------------|------------|------------|------------|------------|------------|------------|
| Mujer                | 113        | 93         | 106        | 138        | 178        | 172        | 217        | 230        | 257        | 257        | 237        | 257        |
| Varón                | 134        | 131        | 92         | 140        | 202        | 170        | 196        | 217        | 263        | 305        | 269        | 275        |
| <b>Total general</b> | <b>247</b> | <b>224</b> | <b>198</b> | <b>278</b> | <b>380</b> | <b>342</b> | <b>413</b> | <b>447</b> | <b>520</b> | <b>562</b> | <b>506</b> | <b>532</b> |



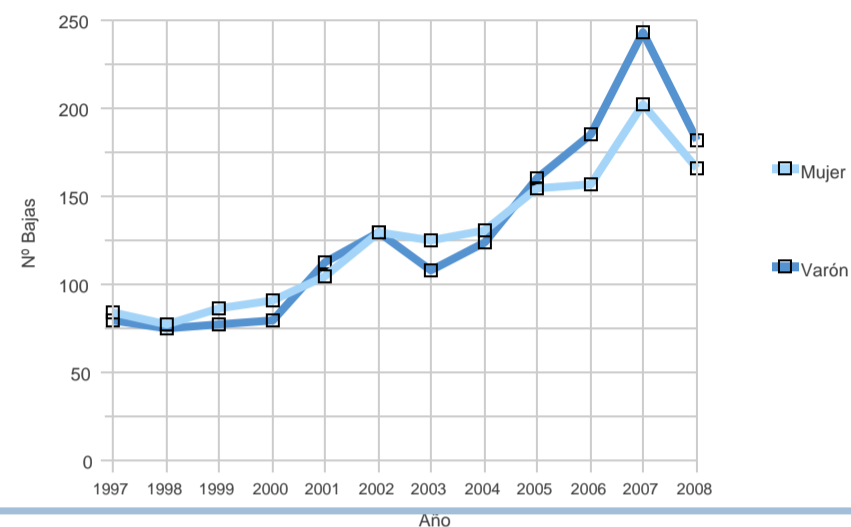
## Evolución anual de las altas por nacionalidad

| Nacionalidad         | 1997       | 1998       | 1999       | 2000       | 2001       | 2002       | 2003       | 2004       | 2005       | 2006       | 2007       | 2008       |
|----------------------|------------|------------|------------|------------|------------|------------|------------|------------|------------|------------|------------|------------|
| ESPAÑA               | 241        | 212        | 184        | 204        | 291        | 226        | 261        | 241        | 308        | 254        | 240        | 306        |
| EXTRANJERO           | 6          | 12         | 14         | 74         | 89         | 116        | 152        | 206        | 212        | 308        | 266        | 226        |
| <b>Total general</b> | <b>247</b> | <b>224</b> | <b>198</b> | <b>278</b> | <b>380</b> | <b>342</b> | <b>413</b> | <b>447</b> | <b>520</b> | <b>562</b> | <b>506</b> | <b>532</b> |



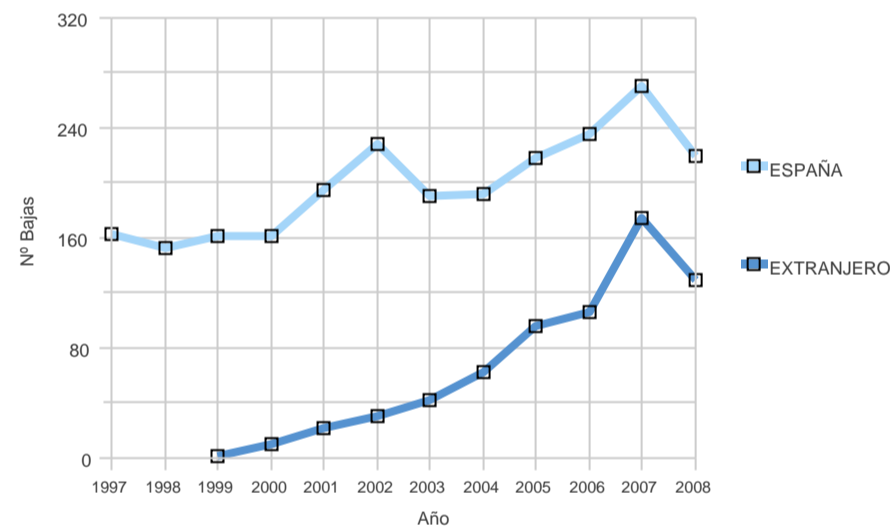
## Evolución anual de las bajas por sexo

| Sexo                 | 1997       | 1998       | 1999       | 2000       | 2001       | 2002       | 2003       | 2004       | 2005       | 2006       | 2007       | 2008       |
|----------------------|------------|------------|------------|------------|------------|------------|------------|------------|------------|------------|------------|------------|
| Mujer                | 84         | 77         | 86         | 91         | 105        | 130        | 125        | 131        | 154        | 157        | 202        | 166        |
| Varón                | 79         | 75         | 77         | 80         | 112        | 129        | 108        | 124        | 160        | 185        | 243        | 182        |
| <b>Total general</b> | <b>163</b> | <b>152</b> | <b>163</b> | <b>171</b> | <b>217</b> | <b>259</b> | <b>233</b> | <b>255</b> | <b>314</b> | <b>342</b> | <b>445</b> | <b>348</b> |



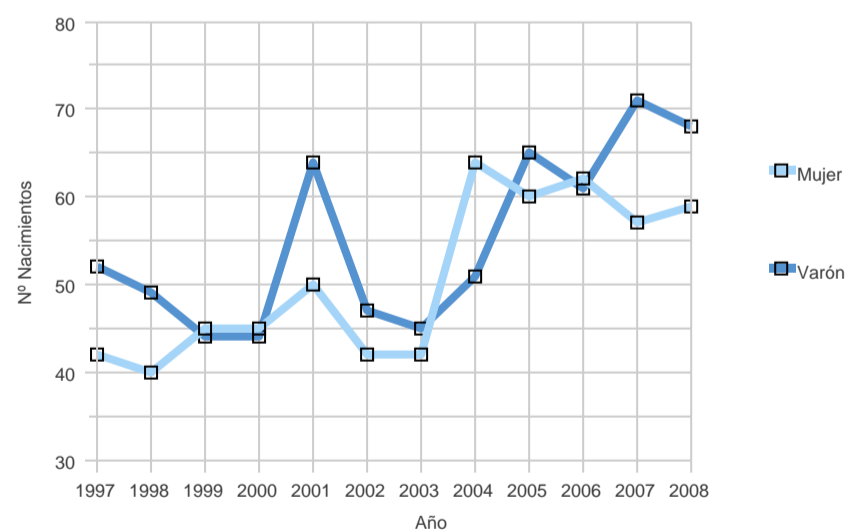
## Evolución anual de las bajas por nacionalidad

| País (agrupación)    | 1997       | 1998       | 1999       | 2000       | 2001       | 2002       | 2003       | 2004       | 2005       | 2006       | 2007       | 2008       |
|----------------------|------------|------------|------------|------------|------------|------------|------------|------------|------------|------------|------------|------------|
| ESPAÑA               | 163        | 152        | 161        | 161        | 195        | 229        | 191        | 192        | 218        | 236        | 271        | 219        |
| EXTRANJERO           |            |            | 2          | 10         | 22         | 30         | 42         | 63         | 96         | 106        | 174        | 129        |
| <b>Total general</b> | <b>163</b> | <b>152</b> | <b>163</b> | <b>171</b> | <b>217</b> | <b>259</b> | <b>233</b> | <b>255</b> | <b>314</b> | <b>342</b> | <b>445</b> | <b>348</b> |



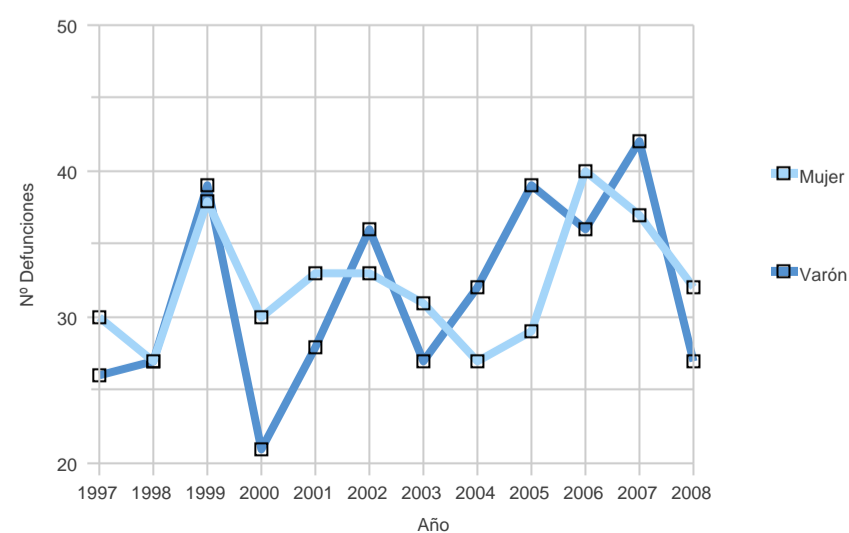
## Evolución anual de los nacimientos

| Año                  | Mujer      | Varón      | Total        |
|----------------------|------------|------------|--------------|
| 1997                 | 42         | 52         | 94           |
| 1998                 | 40         | 49         | 89           |
| 1999                 | 45         | 44         | 89           |
| 2000                 | 45         | 44         | 89           |
| 2001                 | 50         | 64         | 114          |
| 2002                 | 42         | 47         | 89           |
| 2003                 | 42         | 45         | 87           |
| 2004                 | 64         | 51         | 115          |
| 2005                 | 60         | 65         | 125          |
| 2006                 | 62         | 61         | 123          |
| 2007                 | 57         | 71         | 128          |
| 2008                 | 59         | 68         | 127          |
| <b>Total general</b> | <b>608</b> | <b>661</b> | <b>1.269</b> |



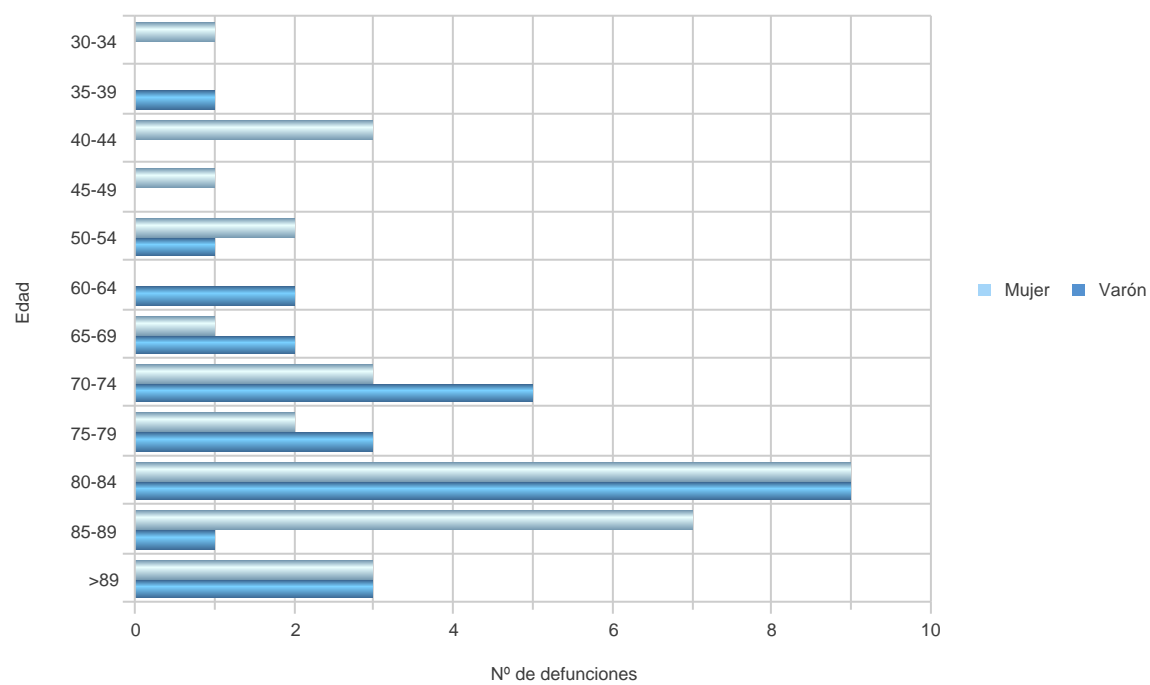
## Evolución anual de defunciones

| Año                  | Mujer      | Varón      | Total      |
|----------------------|------------|------------|------------|
| 1997                 | 30         | 26         | 56         |
| 1998                 | 27         | 27         | 54         |
| 1999                 | 38         | 39         | 77         |
| 2000                 | 30         | 21         | 51         |
| 2001                 | 33         | 28         | 61         |
| 2002                 | 33         | 36         | 69         |
| 2003                 | 31         | 27         | 58         |
| 2004                 | 27         | 32         | 59         |
| 2005                 | 29         | 39         | 68         |
| 2006                 | 40         | 36         | 76         |
| 2007                 | 37         | 42         | 79         |
| 2008                 | 32         | 27         | 59         |
| <b>Total general</b> | <b>387</b> | <b>380</b> | <b>767</b> |



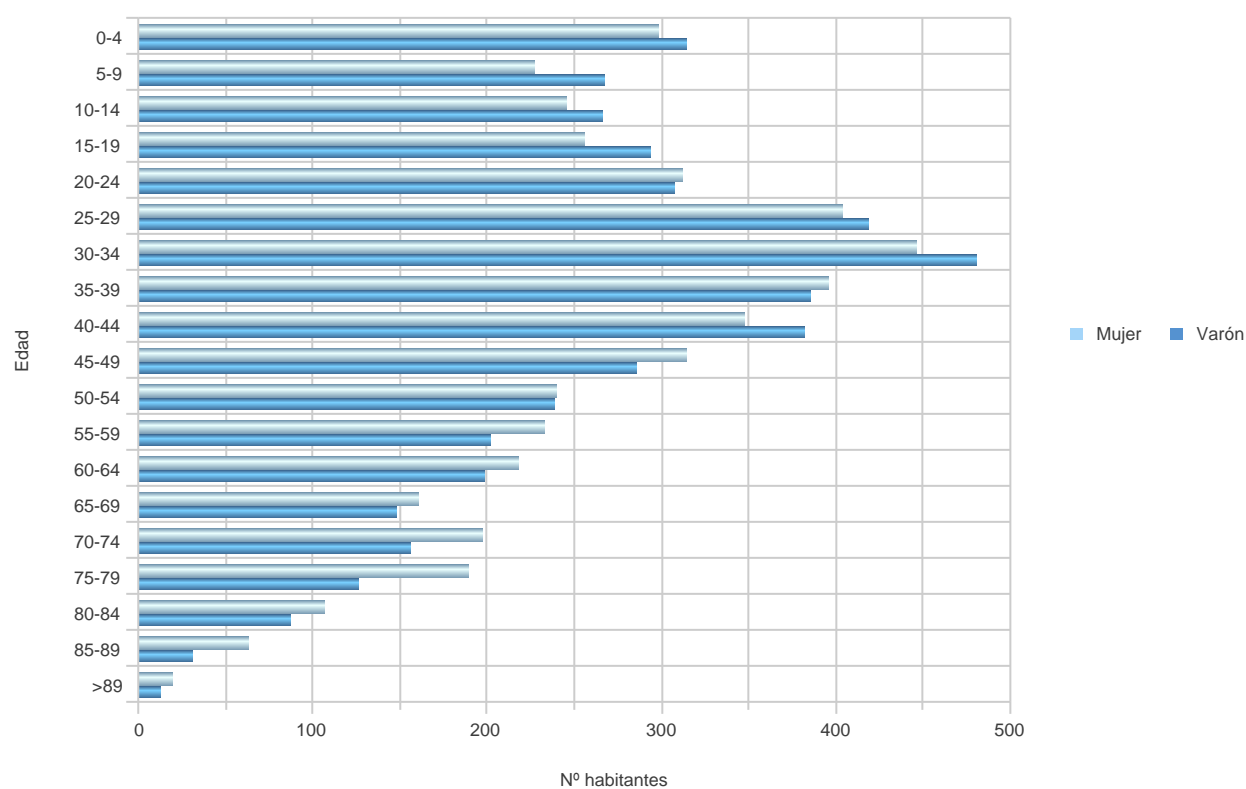
**Defunciones según edad y sexo. Año 2008.**

| Edad                 | Mujer     | Varón     | Total     |
|----------------------|-----------|-----------|-----------|
| 30-34                | 1         |           | 1         |
| 35-39                |           | 1         | 1         |
| 40-44                | 3         |           | 3         |
| 45-49                | 1         |           | 1         |
| 50-54                | 2         | 1         | 3         |
| 60-64                |           | 2         | 2         |
| 65-69                | 1         | 2         | 3         |
| 70-74                | 3         | 5         | 8         |
| 75-79                | 2         | 3         | 5         |
| 80-84                | 9         | 9         | 18        |
| 85-89                | 7         | 1         | 8         |
| >89                  | 3         | 3         | 6         |
| <b>Total general</b> | <b>32</b> | <b>27</b> | <b>59</b> |



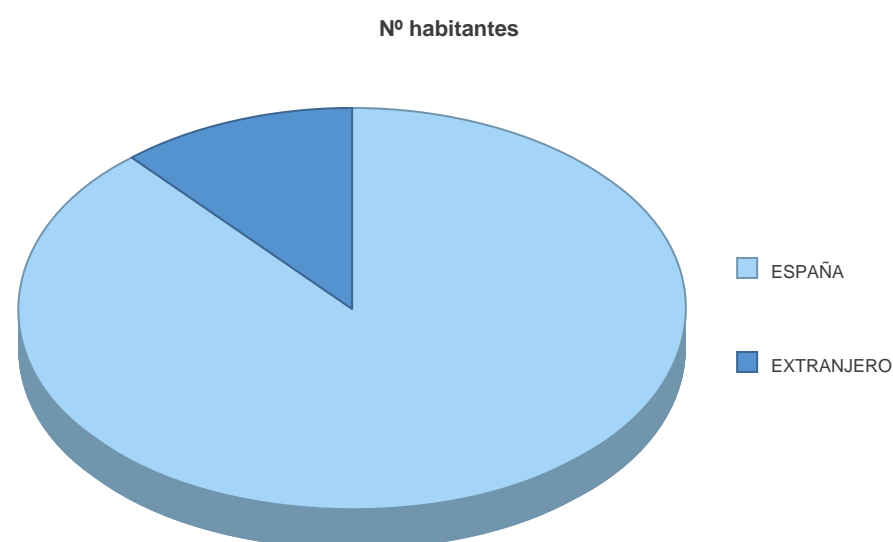
**Población según edad y sexo. Año 2008.**

| Sexo                 | 0-4        | 5-9        | 10-14      | 15-19      | 20-24      | 25-29      | 30-34      | 35-39      | 40-44      | 45-49      | 50-54      | 55-59      | 60-64      | 65-69      | 70-74      | 75-79      | 80-84      | 85-89     | >89       | Total        |
|----------------------|------------|------------|------------|------------|------------|------------|------------|------------|------------|------------|------------|------------|------------|------------|------------|------------|------------|-----------|-----------|--------------|
| Mujer                | 298        | 227        | 245        | 256        | 312        | 404        | 446        | 396        | 347        | 314        | 240        | 233        | 218        | 160        | 197        | 189        | 107        | 63        | 20        | 4.672        |
| Varón                | 314        | 267        | 266        | 294        | 307        | 419        | 481        | 385        | 382        | 285        | 239        | 202        | 198        | 148        | 156        | 126        | 87         | 31        | 13        | 4.600        |
| <b>Total general</b> | <b>612</b> | <b>494</b> | <b>511</b> | <b>550</b> | <b>619</b> | <b>823</b> | <b>927</b> | <b>781</b> | <b>729</b> | <b>599</b> | <b>479</b> | <b>435</b> | <b>416</b> | <b>308</b> | <b>353</b> | <b>315</b> | <b>194</b> | <b>94</b> | <b>33</b> | <b>9.272</b> |



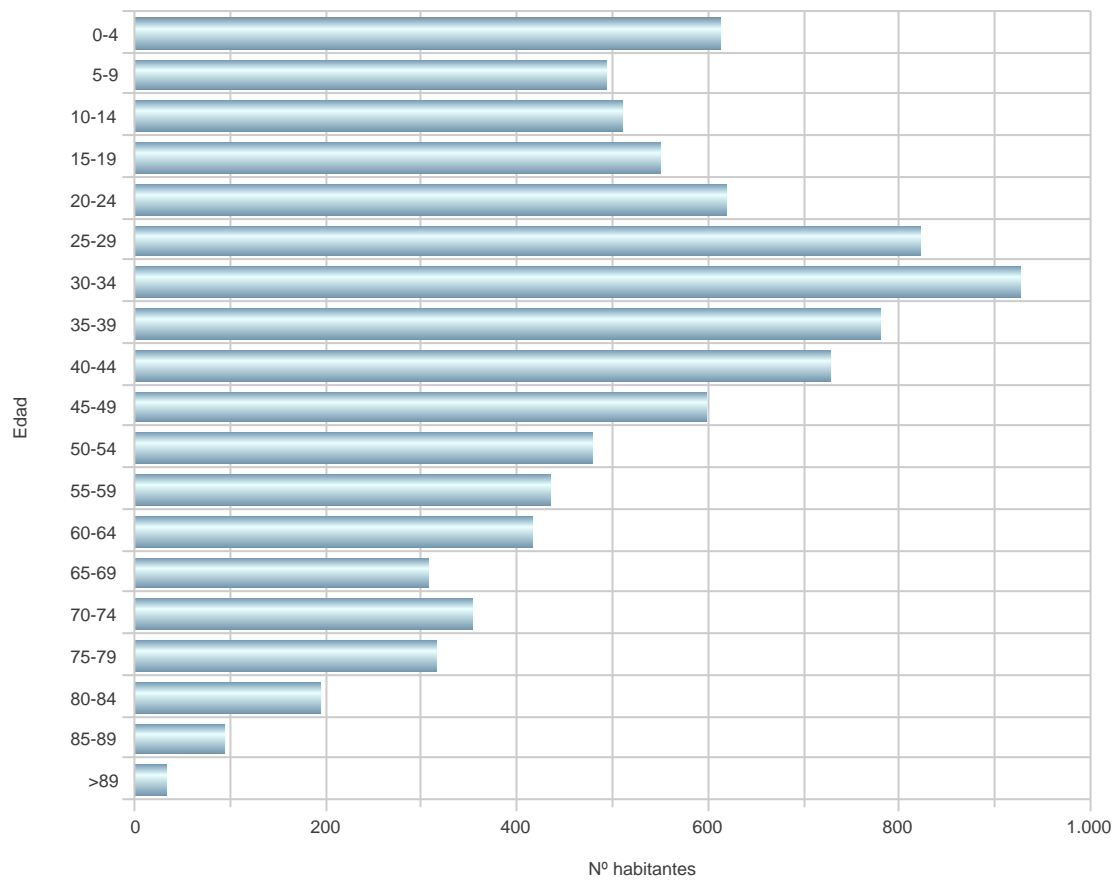
**Población según nacionalidad y sexo. Año 2008.**

| Países               | Mujer        | Varón        | Total        |
|----------------------|--------------|--------------|--------------|
| ESPAÑA               | 4.163        | 4.050        | 8.213        |
| EXTRANJERO           | 509          | 550          | 1.059        |
| <b>Total general</b> | <b>4.672</b> | <b>4.600</b> | <b>9.272</b> |



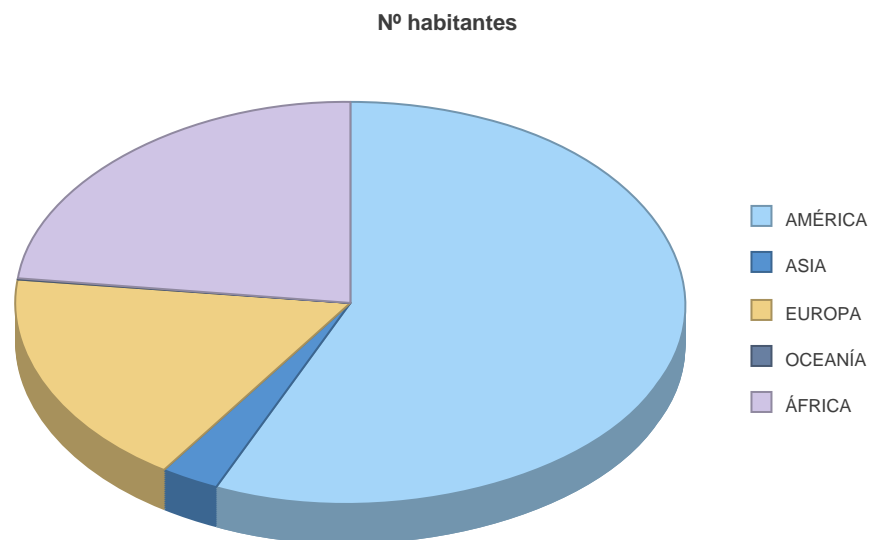
**Población según edad y nacionalidad. Año 2008.**

| País                 | 0-4        | 5-9        | 10-14      | 15-19      | 20-24      | 25-29      | 30-34      | 35-39      | 40-44      | 45-49      | 50-54      | 55-59      | 60-64      | 65-69      | 70-74      | 75-79      | 80-84      | 85-89     | >89       | Total        |
|----------------------|------------|------------|------------|------------|------------|------------|------------|------------|------------|------------|------------|------------|------------|------------|------------|------------|------------|-----------|-----------|--------------|
| ESPAÑA               | 572        | 449        | 445        | 489        | 503        | 634        | 749        | 653        | 632        | 536        | 448        | 416        | 397        | 306        | 351        | 314        | 192        | 94        | 33        | <b>8.213</b> |
| EXTRANJERO           | 40         | 45         | 66         | 61         | 116        | 189        | 178        | 128        | 97         | 63         | 31         | 19         | 19         | 2          | 2          | 1          | 2          |           |           | <b>1.059</b> |
| <b>Total general</b> | <b>612</b> | <b>494</b> | <b>511</b> | <b>550</b> | <b>619</b> | <b>823</b> | <b>927</b> | <b>781</b> | <b>729</b> | <b>599</b> | <b>479</b> | <b>435</b> | <b>416</b> | <b>308</b> | <b>353</b> | <b>315</b> | <b>194</b> | <b>94</b> | <b>33</b> | <b>9.272</b> |



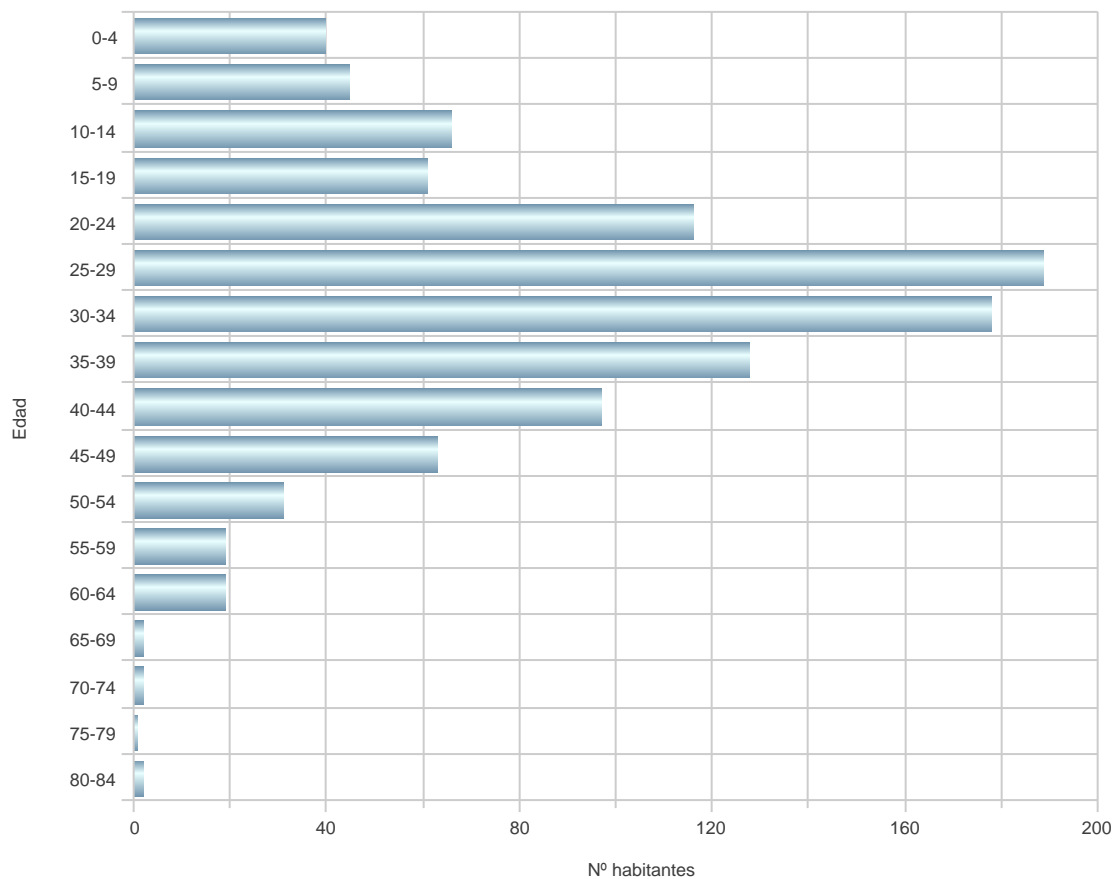
**Poblacion extranjera por Continentes según sexo. Año 2008.**

| Países               | País (continente) | Mujer      | Varón      | Total        |
|----------------------|-------------------|------------|------------|--------------|
| EXTRANJERO           | AMÉRICA           | 323        | 276        | <b>599</b>   |
|                      | ASIA              | 15         | 15         | <b>30</b>    |
|                      | EUROPA            | 91         | 94         | <b>185</b>   |
|                      | OCEANÍA           |            | 1          | <b>1</b>     |
|                      | ÁFRICA            | 80         | 164        | <b>244</b>   |
| <b>Total general</b> |                   | <b>509</b> | <b>550</b> | <b>1.059</b> |



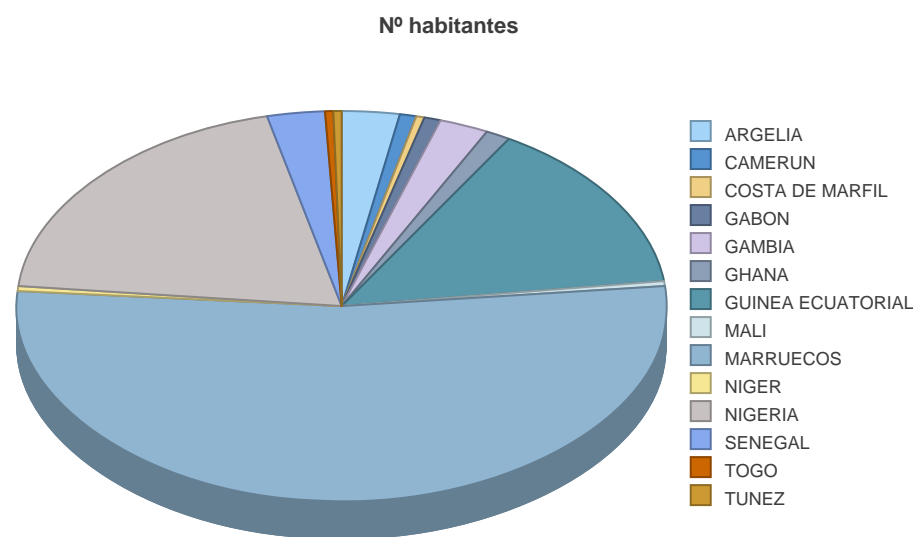
Población extranjera por Continentes según edad. Año 2008.

| País                 | País (continente) | 0-4       | 5-9       | 10-14     | 15-19     | 20-24      | 25-29      | 30-34      | 35-39      | 40-44     | 45-49     | 50-54     | 55-59     | 60-64     | 65-69    | 70-74    | 75-79    | 80-84    | Total        |     |
|----------------------|-------------------|-----------|-----------|-----------|-----------|------------|------------|------------|------------|-----------|-----------|-----------|-----------|-----------|----------|----------|----------|----------|--------------|-----|
| EXTRANJERO           | AMÉRICA           | 18        | 29        | 51        | 47        | 53         | 97         | 98         | 70         | 56        | 40        | 22        | 6         | 9         | 1        |          |          |          | 2            | 599 |
|                      | ASIA              | 4         | 1         |           | 2         | 4          | 6          | 2          | 4          | 2         | 5         |           |           |           |          |          |          |          |              | 30  |
|                      | ÁFRICA            | 15        | 10        | 6         | 6         | 32         | 57         | 45         | 30         | 24        | 8         | 3         | 3         | 4         | 1        |          |          |          |              | 244 |
|                      | EUROPA            | 3         | 5         | 9         | 6         | 27         | 29         | 33         | 24         | 15        | 9         | 6         | 10        | 6         |          | 2        | 1        |          |              | 185 |
|                      | OCEANÍA           |           |           |           |           |            |            |            |            |           | 1         |           |           |           |          |          |          |          |              | 1   |
| <b>Total general</b> |                   | <b>40</b> | <b>45</b> | <b>66</b> | <b>61</b> | <b>116</b> | <b>189</b> | <b>178</b> | <b>128</b> | <b>97</b> | <b>63</b> | <b>31</b> | <b>19</b> | <b>19</b> | <b>2</b> | <b>2</b> | <b>1</b> | <b>2</b> | <b>1.059</b> |     |



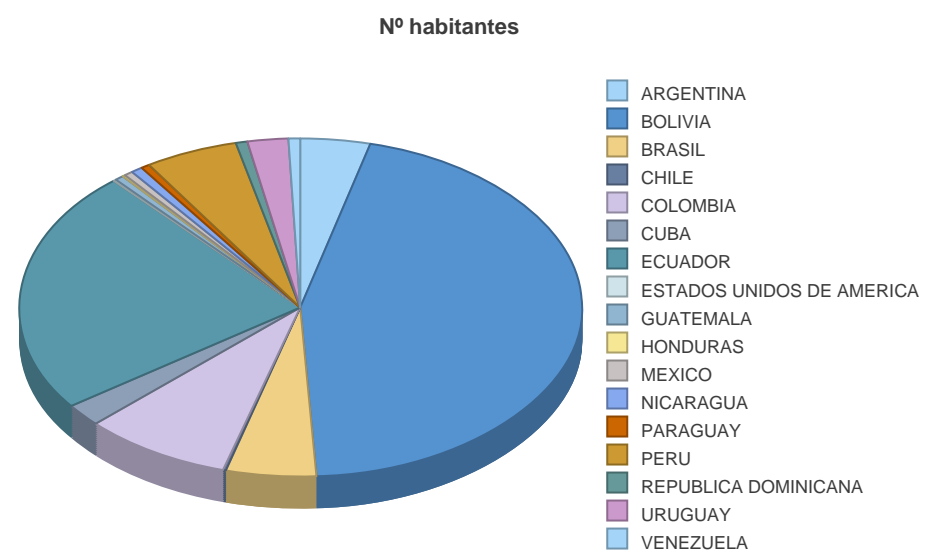
Población extranjera por Continente (Africa) y País según sexo. Año 2008.

| Paises               | País (continente) | País (nacionalidad) | Varón      | Mujer     | Total      |
|----------------------|-------------------|---------------------|------------|-----------|------------|
| EXTRANJERO           | ÁFRICA            | ARGELIA             | 7          |           | 7          |
|                      |                   | CAMERUN             | 1          | 1         | 2          |
|                      |                   | COSTA DE MARFIL     | 1          |           | 1          |
|                      |                   | GABON               |            | 2         | 2          |
|                      |                   | GAMBIA              | 5          | 1         | 6          |
|                      |                   | GHANA               | 3          |           | 3          |
|                      |                   | GUINEA ECUATORIAL   | 11         | 24        | 35         |
|                      |                   | MALI                | 1          |           | 1          |
|                      |                   | MARRUECOS           | 96         | 33        | 129        |
|                      |                   | NIGER               | 1          |           | 1          |
|                      |                   | NIGERIA             | 29         | 19        | 48         |
|                      |                   | SENEGAL             | 7          |           | 7          |
|                      |                   | TOGO                | 1          |           | 1          |
|                      |                   | TUNEZ               | 1          |           | 1          |
| <b>Total general</b> |                   |                     | <b>164</b> | <b>80</b> | <b>244</b> |



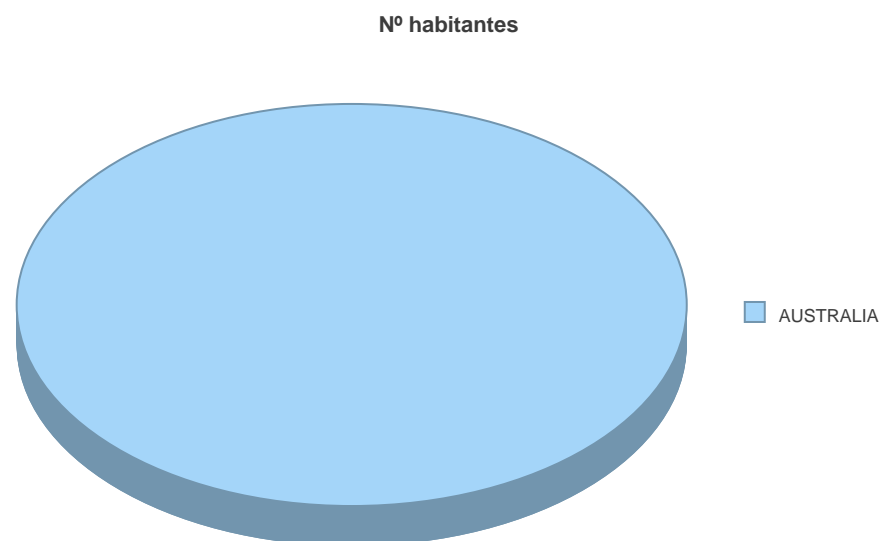
Población extranjera por Continente (América) y País según sexo. Año 2008.

| Paises               | País (continente) | País (nacionalidad)       | Varón      | Mujer      | Total      |
|----------------------|-------------------|---------------------------|------------|------------|------------|
| EXTRANJERO           | AMÉRICA           | ARGENTINA                 | 12         | 12         | 24         |
|                      |                   | BOLIVIA                   | 118        | 152        | 270        |
|                      |                   | BRASIL                    | 10         | 21         | 31         |
|                      |                   | CHILE                     |            | 1          | 1          |
|                      |                   | COLOMBIA                  | 24         | 27         | 51         |
|                      |                   | CUBA                      | 9          | 4          | 13         |
|                      |                   | ECUADOR                   | 71         | 69         | 140        |
|                      |                   | ESTADOS UNIDOS DE AMERICA | 1          |            | 1          |
|                      |                   | GUATEMALA                 | 3          |            | 3          |
|                      |                   | HONDURAS                  | 1          |            | 1          |
|                      |                   | MEXICO                    | 2          | 1          | 3          |
|                      |                   | NICARAGUA                 | 1          | 3          | 4          |
|                      |                   | PARAGUAY                  |            | 3          | 3          |
|                      |                   | PERU                      | 15         | 17         | 32         |
|                      |                   | REPUBLICA DOMINICANA      | 1          | 3          | 4          |
|                      |                   | URUGUAY                   | 7          | 7          | 14         |
|                      |                   | VENEZUELA                 | 1          | 3          | 4          |
| <b>Total general</b> |                   |                           | <b>276</b> | <b>323</b> | <b>599</b> |



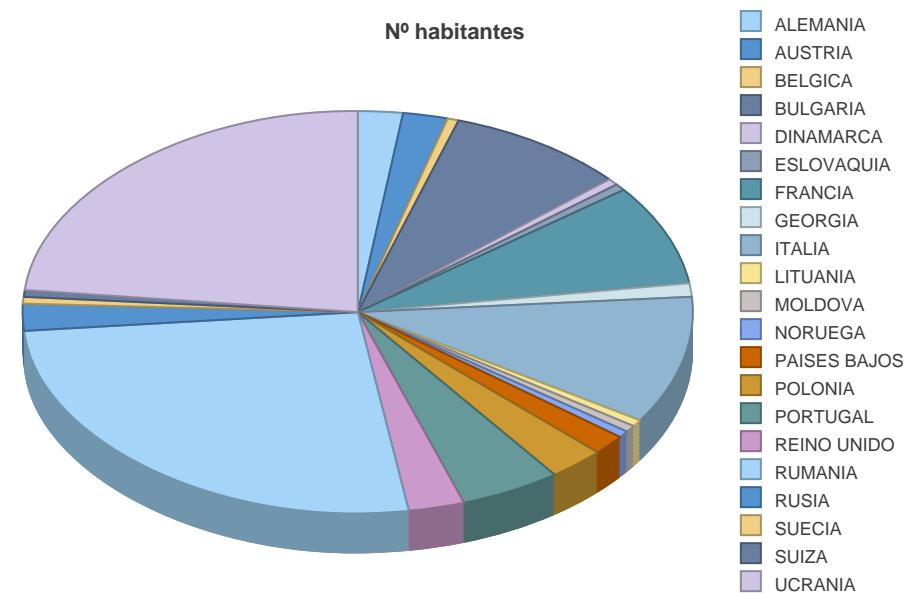
Población extranjera por Continente (Oceanía) y País según sexo. Año 2008.

| Paises               | País (continente) | País (nacionalidad) | Varón    | Total    |
|----------------------|-------------------|---------------------|----------|----------|
| EXTRANJERO           | OCEANÍA           | AUSTRALIA           | 1        | 1        |
| <b>Total general</b> |                   |                     | <b>1</b> | <b>1</b> |



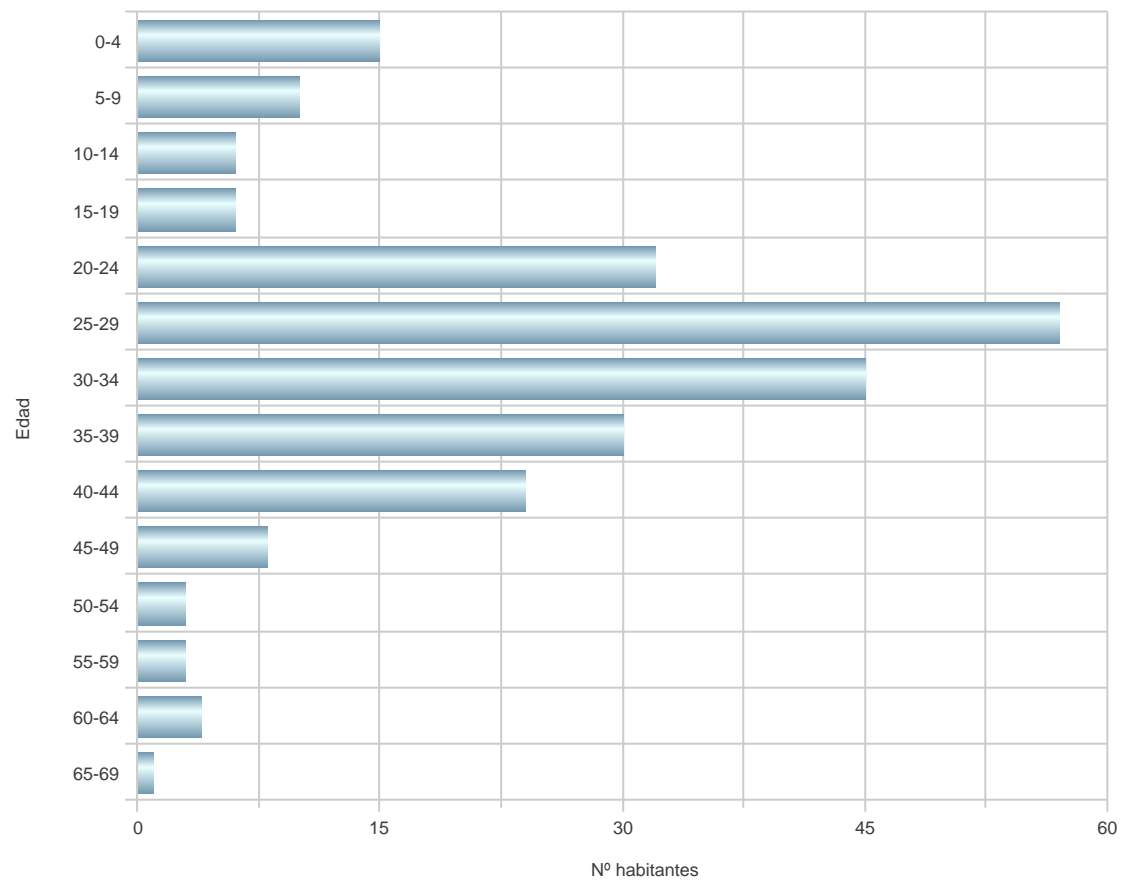
Población extranjera por Continente (Europa) y País según sexo. Año 2008.

| Paises               | País (continente) | País (nacionalidad) | Varón     | Mujer     | Total      |
|----------------------|-------------------|---------------------|-----------|-----------|------------|
| EXTRANJERO           | EUROPA            | ALEMANIA            | 3         | 1         | 4          |
|                      |                   | AUSTRIA             | 2         | 2         | 4          |
|                      |                   | BELGICA             | 1         |           | 1          |
|                      |                   | BULGARIA            | 8         | 8         | 16         |
|                      |                   | DINAMARCA           |           | 1         | 1          |
|                      |                   | ESLOVAQUIA          |           | 1         | 1          |
|                      |                   | FRANCIA             | 11        | 4         | 15         |
|                      |                   | GEORGIA             | 1         | 1         | 2          |
|                      |                   | ITALIA              | 15        | 4         | 19         |
|                      |                   | LITUANIA            | 1         |           | 1          |
|                      |                   | MOLDOVA             |           | 1         | 1          |
|                      |                   | NORUEGA             | 1         |           | 1          |
|                      |                   | PAISES BAJOS        |           | 3         | 3          |
|                      |                   | POLONIA             | 3         | 2         | 5          |
|                      |                   | PORTUGAL            | 5         | 4         | 9          |
|                      |                   | REINO UNIDO         | 2         | 3         | 5          |
|                      |                   | RUMANIA             | 19        | 29        | 48         |
|                      |                   | RUSIA               |           | 4         | 4          |
|                      |                   | SUECIA              | 1         |           | 1          |
|                      |                   | SUIZA               | 1         |           | 1          |
| UCRANIA              | 20                | 23                  | 43        |           |            |
| <b>Total general</b> |                   |                     | <b>94</b> | <b>91</b> | <b>185</b> |



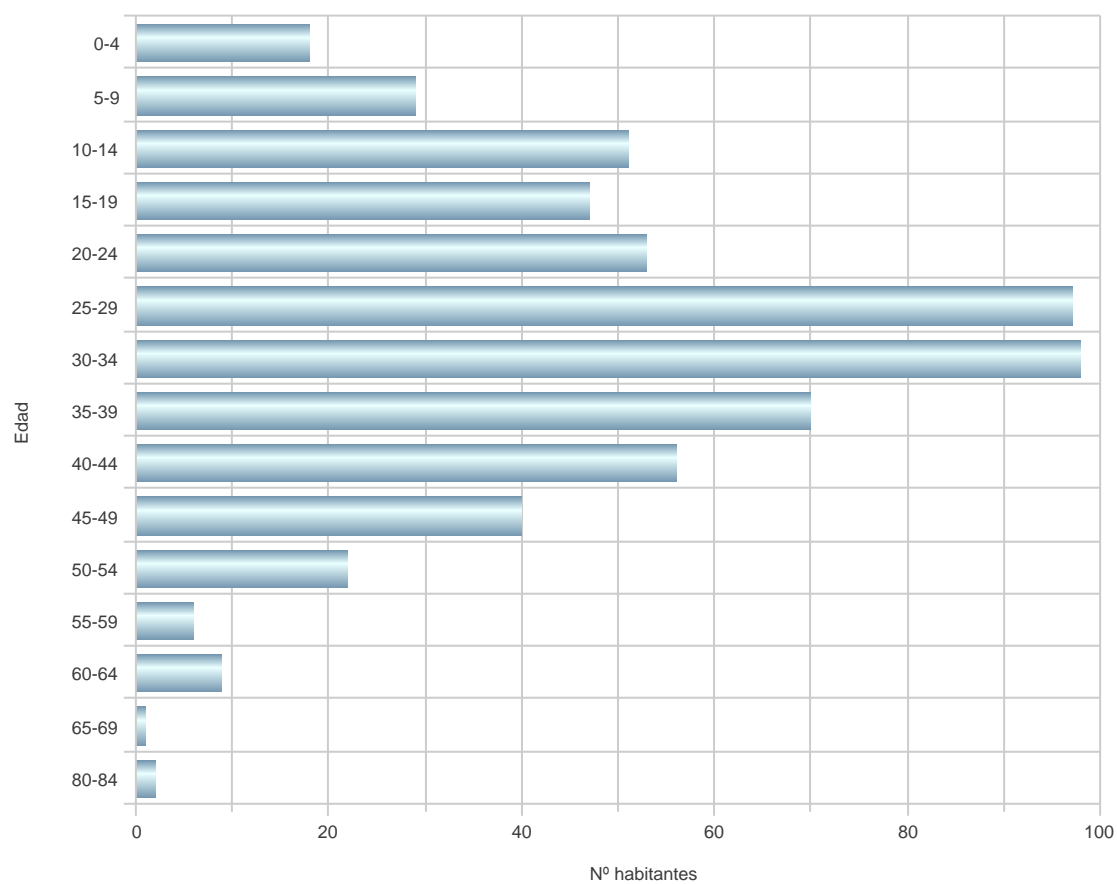
Población extranjera por Continente (Africa) y País según edad. Año 2008.

| Pais                 | Pais (continente) | Pais (nacionalidad) | 0-4       | 5-9       | 10-14    | 15-19    | 20-24     | 25-29     | 30-34     | 35-39     | 40-44     | 45-49    | 50-54    | 55-59    | 60-64    | 65-69    | Total      |    |
|----------------------|-------------------|---------------------|-----------|-----------|----------|----------|-----------|-----------|-----------|-----------|-----------|----------|----------|----------|----------|----------|------------|----|
| EXTRANJERO           | ÁFRICA            | MARRUECOS           | 8         | 4         | 4        | 4        | 20        | 31        | 22        | 14        | 10        | 7        | 1        | 2        | 1        | 1        | 129        |    |
|                      |                   | NIGERIA             | 4         | 2         |          |          | 4         | 12        | 12        | 7         | 6         |          | 1        |          |          |          |            | 48 |
|                      |                   | GUINEA ECUATORIAL   | 3         | 4         | 2        | 2        | 4         | 6         | 5         | 4         | 3         |          | 1        | 1        |          |          |            | 35 |
|                      |                   | ARGELIA             |           |           |          |          | 2         | 2         | 1         | 2         |           |          |          |          |          |          |            | 7  |
|                      |                   | GAMBIA              |           |           |          |          | 1         | 3         | 1         |           | 1         |          |          |          |          |          |            | 6  |
|                      |                   | GHANA               |           |           |          |          | 1         |           |           | 1         | 1         |          |          |          |          |          |            | 3  |
|                      |                   | COSTA DE MARFIL     |           |           |          |          |           | 1         |           |           |           |          |          |          |          |          |            | 1  |
|                      |                   | CAMERUN             |           |           |          |          |           | 1         | 1         |           |           |          |          |          |          |          |            | 2  |
|                      |                   | SENEGAL             |           |           |          |          |           | 1         | 1         | 1         | 1         | 1        |          |          |          | 2        |            | 7  |
|                      |                   | NIGER               |           |           |          |          |           |           |           | 1         |           |          |          |          |          |          |            | 1  |
|                      |                   | TUNEZ               |           |           |          |          |           |           |           | 1         |           |          |          |          |          |          |            | 1  |
|                      |                   | MALI                |           |           |          |          |           |           |           |           | 1         |          |          |          |          |          |            | 1  |
|                      |                   | GABON               |           |           |          |          |           |           |           |           |           | 1        |          |          |          | 1        |            | 2  |
|                      |                   | TOGO                |           |           |          |          |           |           |           |           |           |          | 1        |          |          |          |            | 1  |
| <b>Total general</b> |                   |                     | <b>15</b> | <b>10</b> | <b>6</b> | <b>6</b> | <b>32</b> | <b>57</b> | <b>45</b> | <b>30</b> | <b>24</b> | <b>8</b> | <b>3</b> | <b>3</b> | <b>4</b> | <b>1</b> | <b>244</b> |    |



Población extranjera por Continente (América) y País según edad. Año 2008.

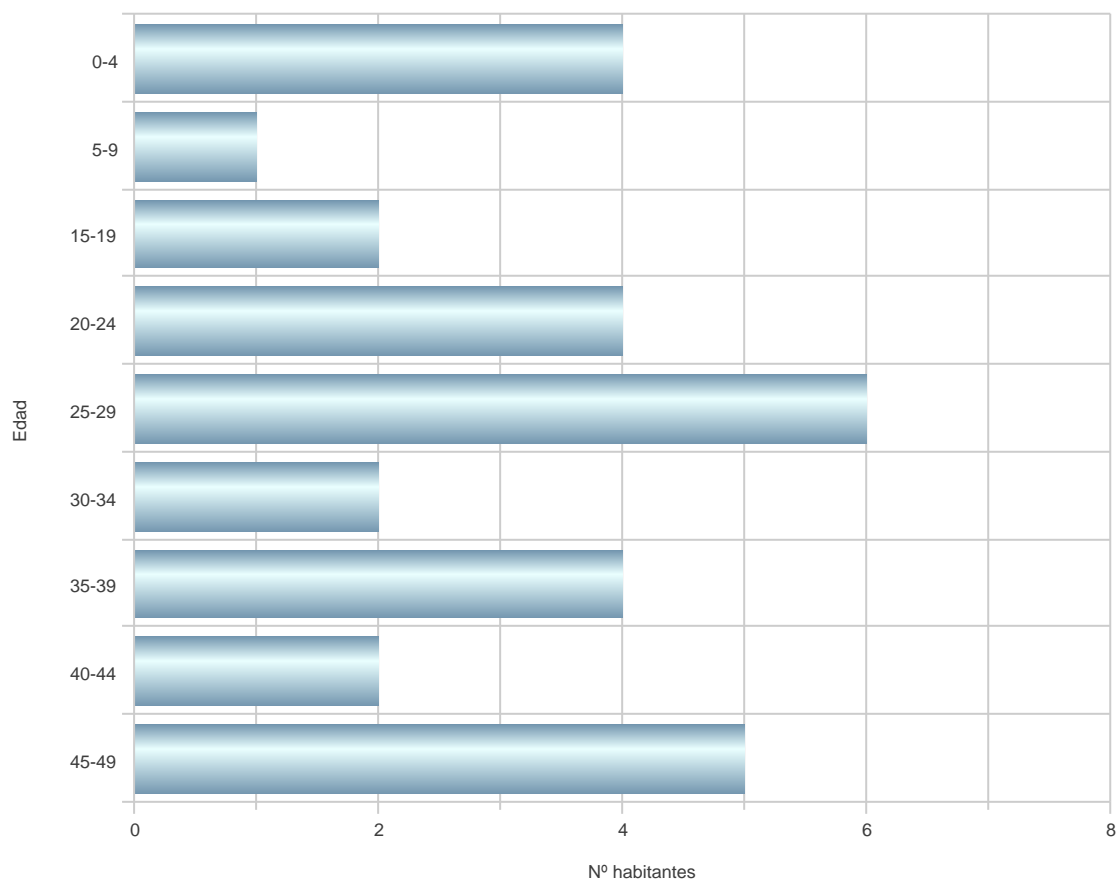
| País                 | País (continente) | País (nacionalidad)       | 0-4       | 5-9       | 10-14     | 15-19     | 20-24     | 25-29     | 30-34     | 35-39     | 40-44     | 45-49     | 50-54     | 55-59    | 60-64    | 65-69    | 80-84    | Total      |     |   |
|----------------------|-------------------|---------------------------|-----------|-----------|-----------|-----------|-----------|-----------|-----------|-----------|-----------|-----------|-----------|----------|----------|----------|----------|------------|-----|---|
| EXTRANJERO           | AMÉRICA           | BOLIVIA                   | 14        | 19        | 17        | 13        | 30        | 56        | 41        | 31        | 27        | 11        | 7         | 3        | 1        |          |          |            | 270 |   |
|                      |                   | ECUADOR                   | 1         | 5         | 22        | 22        | 10        | 10        | 22        | 17        | 12        | 8         | 9         |          | 2        |          |          |            | 140 |   |
|                      |                   | PERU                      | 1         | 2         |           |           | 1         | 7         | 5         | 7         | 4         | 3         | 2         |          |          |          |          |            | 32  |   |
|                      |                   | REPUBLICA DOMINICANA      | 1         |           |           | 1         |           |           | 1         |           |           | 1         |           |          |          |          |          |            | 4   |   |
|                      |                   | URUGUAY                   | 1         |           | 2         | 2         | 1         |           | 1         | 1         | 1         | 3         |           |          |          | 1        |          | 1          | 14  |   |
|                      |                   | BRASIL                    |           | 1         | 1         | 1         | 1         | 7         | 7         | 2         | 3         | 3         | 2         | 1        | 2        |          |          |            | 31  |   |
|                      |                   | COLOMBIA                  |           | 1         | 6         | 5         | 6         | 8         | 9         | 2         | 5         | 7         |           |          | 2        |          |          |            | 51  |   |
|                      |                   | ARGENTINA                 |           | 1         | 3         | 3         |           | 3         | 4         | 4         | 2         | 2         | 1         |          |          |          | 1        |            | 24  |   |
|                      |                   | NICARAGUA                 |           |           |           |           |           | 2         |           |           | 1         |           |           |          |          | 1        |          |            | 4   |   |
|                      |                   | CUBA                      |           |           |           |           |           | 1         | 1         | 4         | 2         | 1         |           | 1        | 2        |          |          | 1          | 13  |   |
|                      |                   | GUATEMALA                 |           |           |           |           |           | 1         |           | 1         | 1         |           |           |          |          |          |          |            | 3   |   |
|                      |                   | CHILE                     |           |           |           |           |           |           |           | 1         |           |           |           |          |          |          |          |            |     | 1 |
|                      |                   | PARAGUAY                  |           |           |           |           |           |           |           | 2         |           | 1         |           |          |          |          |          |            |     | 3 |
|                      |                   | VENEZUELA                 |           |           |           |           |           |           |           | 1         | 3         |           |           |          |          |          |          |            |     | 4 |
|                      |                   | HONDURAS                  |           |           |           |           |           |           |           | 1         |           |           |           |          |          |          |          |            |     | 1 |
|                      |                   | ESTADOS UNIDOS DE AMERICA |           |           |           |           |           |           |           |           |           | 1         |           |          |          |          |          |            |     | 1 |
| MEXICO               |                   |                           |           |           |           |           |           |           |           |           | 1         | 2         |           |          |          |          |          | 3          |     |   |
| <b>Total general</b> |                   |                           | <b>18</b> | <b>29</b> | <b>51</b> | <b>47</b> | <b>53</b> | <b>97</b> | <b>98</b> | <b>70</b> | <b>56</b> | <b>40</b> | <b>22</b> | <b>6</b> | <b>9</b> | <b>1</b> | <b>2</b> | <b>599</b> |     |   |





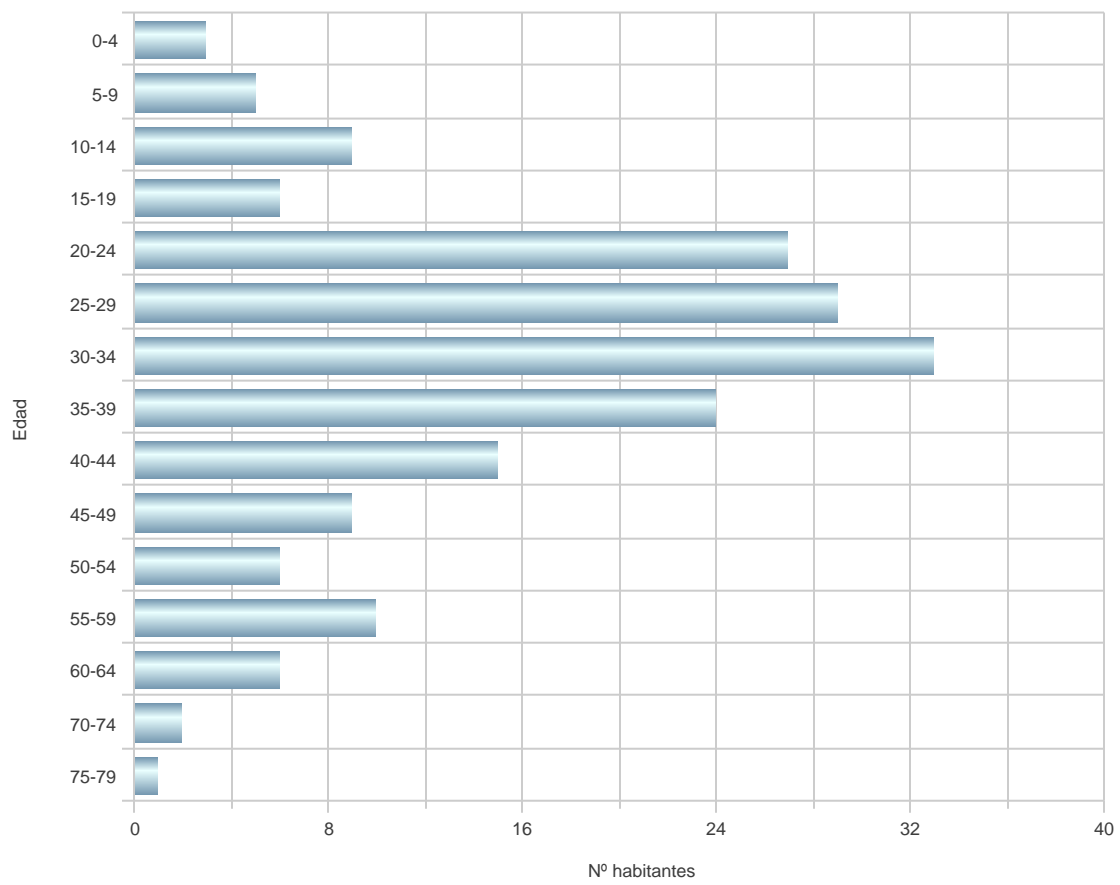
Población extranjera por Continente (Asia) y País según edad. Año 2008.

| País                 | País (continente) | País (nacionalidad) | 0-4      | 5-9      | 15-19    | 20-24    | 25-29    | 30-34    | 35-39    | 40-44    | 45-49    | Total     |
|----------------------|-------------------|---------------------|----------|----------|----------|----------|----------|----------|----------|----------|----------|-----------|
| EXTRANJERO           | ASIA              | CHINA               | 4        | 1        | 2        | 4        | 6        | 1        | 4        | 2        | 4        | 28        |
|                      |                   | BANGLADESH          |          |          |          |          |          | 1        |          |          |          | 1         |
|                      |                   | REPUBLICA DE COREA  |          |          |          |          |          |          |          |          | 1        | 1         |
| <b>Total general</b> |                   |                     | <b>4</b> | <b>1</b> | <b>2</b> | <b>4</b> | <b>6</b> | <b>2</b> | <b>4</b> | <b>2</b> | <b>5</b> | <b>30</b> |




Población extranjera por Continente (Europa) y País según edad. Año 2008.

| País                 | País (continente) | País (nacionalidad) | 0-4      | 5-9      | 10-14    | 15-19    | 20-24     | 25-29     | 30-34     | 35-39     | 40-44     | 45-49    | 50-54    | 55-59     | 60-64    | 70-74    | 75-79    | Total      |    |    |
|----------------------|-------------------|---------------------|----------|----------|----------|----------|-----------|-----------|-----------|-----------|-----------|----------|----------|-----------|----------|----------|----------|------------|----|----|
| EXTRANJERO           | EUROPA            | RUMANIA             | 1        | 2        |          |          | 12        | 12        | 10        | 4         | 2         | 2        | 1        | 1         | 1        |          |          |            | 48 |    |
|                      |                   | UCRANIA             | 2        | 1        | 6        | 3        | 3         | 3         | 8         | 8         | 2         | 3        | 1        | 2         | 1        |          |          |            | 43 |    |
|                      |                   | BULGARIA            |          | 1        |          | 2        | 2         | 2         | 2         | 2         | 4         | 1        |          |           |          |          |          |            |    | 16 |
|                      |                   | AUSTRIA             |          | 1        | 1        |          |           |           |           | 1         | 1         |          |          |           |          |          |          |            |    | 4  |
|                      |                   | ITALIA              |          |          | 1        | 1        | 4         | 1         | 4         | 2         | 1         |          | 1        | 2         | 1        | 1        |          |            |    | 19 |
|                      |                   | RUSIA               |          |          | 1        |          |           |           | 1         | 1         | 1         |          |          |           |          |          |          |            |    | 4  |
|                      |                   | ALEMANIA            |          |          |          |          |           | 1         |           |           | 1         | 1        |          |           | 1        |          |          |            |    | 4  |
|                      |                   | PORTUGAL            |          |          |          |          |           | 4         | 1         |           | 1         | 1        |          | 1         |          |          |          |            | 1  | 9  |
|                      |                   | SUECIA              |          |          |          |          |           | 1         |           |           |           |          |          |           |          |          |          |            |    | 1  |
|                      |                   | MOLDOVA             |          |          |          |          |           |           | 1         |           |           |          |          |           |          |          |          |            |    | 1  |
|                      |                   | FRANCIA             |          |          |          |          |           |           | 3         | 2         | 3         | 3        | 2        |           | 2        |          |          |            |    | 15 |
|                      |                   | PAISES BAJOS        |          |          |          |          |           |           | 2         |           |           |          |          |           |          |          | 1        |            |    | 3  |
|                      |                   | DINAMARCA           |          |          |          |          |           |           | 1         |           |           |          |          |           |          |          |          |            |    | 1  |
|                      |                   | ESLOVAQUIA          |          |          |          |          |           |           | 1         |           |           |          |          |           |          |          |          |            |    | 1  |
|                      |                   | POLONIA             |          |          |          |          |           |           | 1         | 1         |           |          | 1        | 1         | 1        |          |          |            |    | 5  |
|                      |                   | GEORGIA             |          |          |          |          |           |           |           | 2         |           |          |          |           |          |          |          |            |    | 2  |
|                      |                   | REINO UNIDO         |          |          |          |          |           |           |           | 1         | 1         |          |          | 1         | 1        | 1        |          |            |    | 5  |
|                      |                   | LITUANIA            |          |          |          |          |           |           |           | 1         |           |          |          |           |          |          |          |            |    | 1  |
|                      |                   | BELGICA             |          |          |          |          |           |           |           |           |           | 1        |          |           |          |          |          |            |    | 1  |
|                      |                   | NORUEGA             |          |          |          |          |           |           |           |           |           |          |          |           |          |          | 1        |            |    | 1  |
| SUIZA                |                   |                     |          |          |          |          |           |           |           |           |           |          |          |           | 1        |          |          | 1          |    |    |
| <b>Total general</b> |                   |                     | <b>3</b> | <b>5</b> | <b>9</b> | <b>6</b> | <b>27</b> | <b>29</b> | <b>33</b> | <b>24</b> | <b>15</b> | <b>9</b> | <b>6</b> | <b>10</b> | <b>6</b> | <b>2</b> | <b>1</b> | <b>185</b> |    |    |



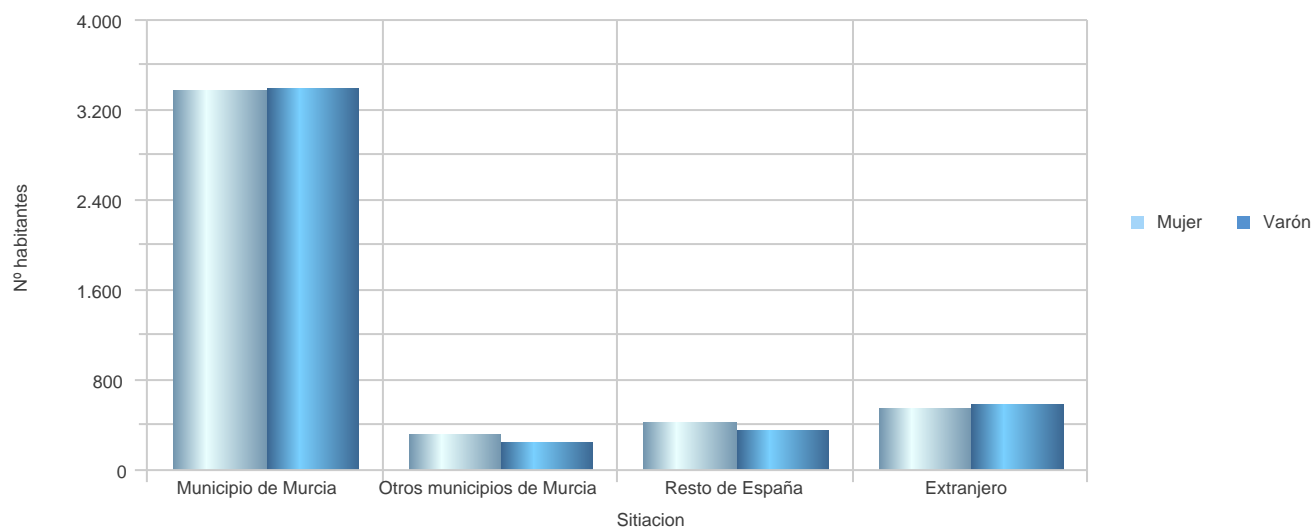
## Población extranjera por Continente (Oceanía) y País según edad. Año 2008.

| País                 | País (continente) | País (nacionalidad) | 45-49    | Total    |
|----------------------|-------------------|---------------------|----------|----------|
| EXTRANJERO           | OCEANÍA           | AUSTRALIA           | 1        | 1        |
| <b>Total general</b> |                   |                     | <b>1</b> | <b>1</b> |



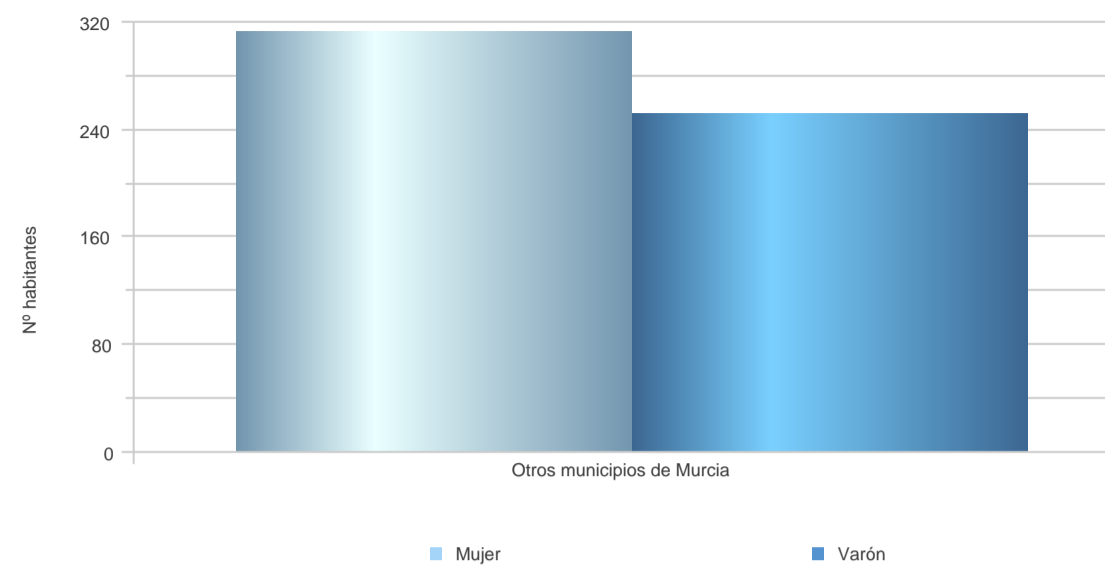
## Población según su lugar de nacimiento. Año 2008.

| Situación                  | Mujer        | Varón        | Total        |
|----------------------------|--------------|--------------|--------------|
| Municipio de Murcia        | 3.386        | 3.399        | 6.785        |
| Otros municipios de Murcia | 313          | 251          | 564          |
| Resto de España            | 427          | 364          | 791          |
| Extranjero                 | 546          | 586          | 1.132        |
| <b>Total general</b>       | <b>4.672</b> | <b>4.600</b> | <b>9.272</b> |



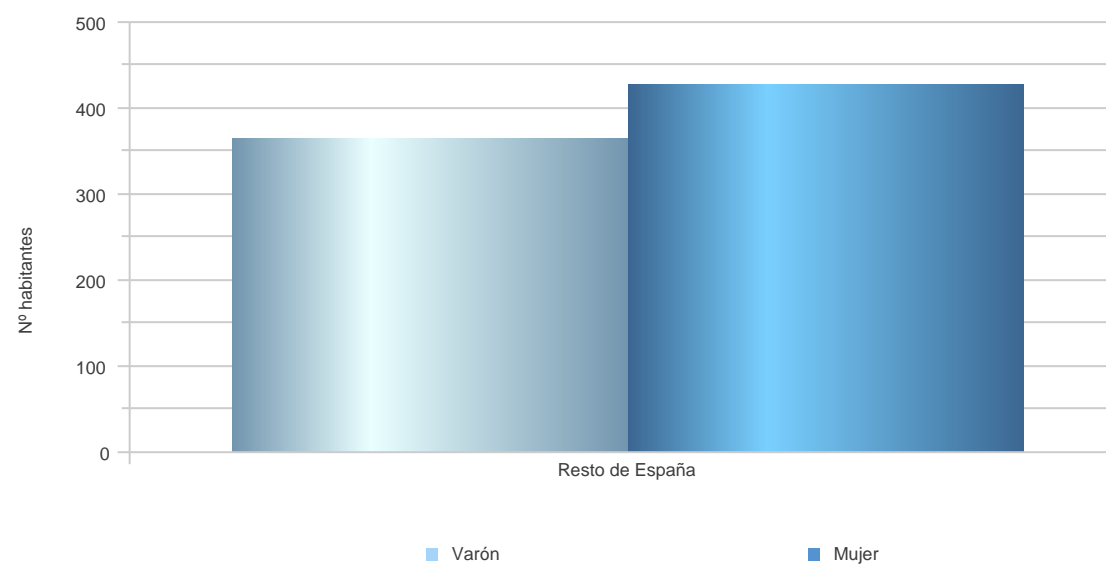
## Población con nacimiento en otros municipios de Murcia

| Municipio                 | Mujer      | Varón      | Total      |
|---------------------------|------------|------------|------------|
| ABANILLA                  | 2          | 5          | 7          |
| ABARAN                    | 6          | 6          | 12         |
| AGUILAS                   | 7          | 10         | 17         |
| ALBUDEITE                 | 2          |            | 2          |
| ALCANTARILLA              | 19         | 13         | 32         |
| ALGUAZAS                  | 3          | 7          | 10         |
| ALHAMA DE MURCIA          | 7          | 1          | 8          |
| ARCHENA                   | 15         | 7          | 22         |
| BENIEL                    | 3          | 1          | 4          |
| BLANCA                    | 8          | 7          | 15         |
| BULLAS                    | 7          | 4          | 11         |
| CALASPARRA                | 5          | 4          | 9          |
| CAMPOS DEL RIO            | 1          | 1          | 2          |
| CARAVACA DE LA CRUZ       | 14         | 8          | 22         |
| CARTAGENA                 | 41         | 39         | 80         |
| CEHEGIN                   | 17         | 12         | 29         |
| CEUTI                     | 4          | 3          | 7          |
| CIEZA                     | 13         | 6          | 19         |
| FORTUNA                   | 4          | 4          | 8          |
| JUMILLA                   | 5          | 4          | 9          |
| LIBRILLA                  | 2          | 1          | 3          |
| LORCA                     | 16         | 22         | 38         |
| LORQUI                    | 5          | 3          | 8          |
| MAZARRON                  | 9          | 2          | 11         |
| MOLINA DE SEGURA          | 27         | 31         | 58         |
| MORATALLA                 | 5          | 2          | 7          |
| MULA                      | 14         | 6          | 20         |
| OJOS                      | 1          |            | 1          |
| PLIEGO                    | 2          | 1          | 3          |
| PUERTO LUMBRERAS          | 2          | 1          | 3          |
| RICOTE                    | 6          | 7          | 13         |
| SAN JAVIER                | 1          | 4          | 5          |
| SAN PEDRO DEL PINATAR     | 1          | 1          | 2          |
| SANTOMERA                 | 3          | 1          | 4          |
| TORRE-PACHECO             | 2          | 3          | 5          |
| TORRES DE COTILLAS (LAS)  | 5          | 1          | 6          |
| TOTANA                    | 7          | 7          | 14         |
| ULEA                      | 3          | 1          | 4          |
| UNION (LA)                | 7          | 5          | 12         |
| VILLANUEVA DEL RIO SEGURA | 6          |            | 6          |
| YECLA                     | 6          | 6          | 12         |
| ALEDO                     |            | 1          | 1          |
| FUENTE ALAMO DE MURCIA    |            | 3          | 3          |
| <b>Total general</b>      | <b>313</b> | <b>251</b> | <b>564</b> |



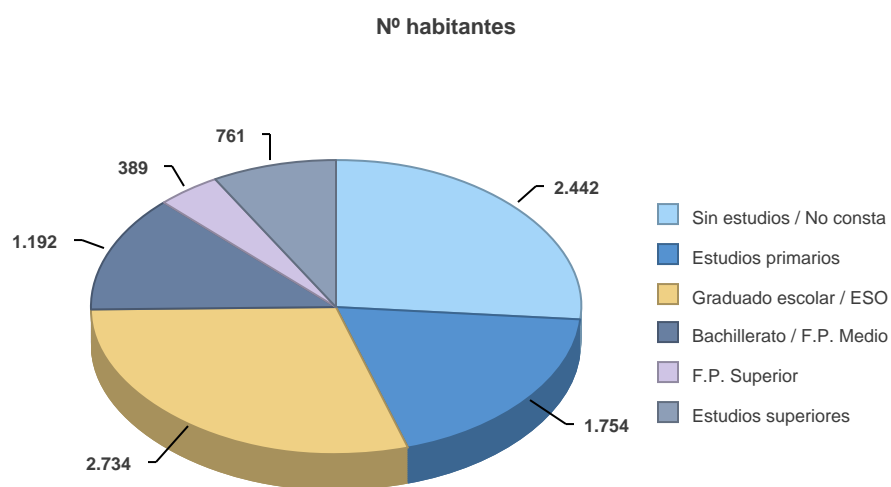
## Población con nacimiento en el resto de España

| Provincia              | Mujer      | Varón      | Total      |
|------------------------|------------|------------|------------|
| ALBACETE               | 42         | 35         | 77         |
| ALICANTE               | 61         | 38         | 99         |
| ALMERIA                | 24         | 25         | 49         |
| ASTURIAS               | 3          | 2          | 5          |
| AVILA                  | 1          |            | 1          |
| BADAJOS                | 8          | 8          | 16         |
| BALEARES               | 9          | 7          | 16         |
| BARCELONA              | 45         | 33         | 78         |
| BURGOS                 | 2          | 1          | 3          |
| CACERES                | 9          | 4          | 13         |
| CADIZ                  | 7          | 10         | 17         |
| CANTABRIA              | 5          | 2          | 7          |
| CASTELLON              | 5          | 5          | 10         |
| CEUTA                  | 2          | 3          | 5          |
| CIUDAD REAL            | 11         | 5          | 16         |
| CORDOBA                | 12         | 8          | 20         |
| CUENCA                 | 4          | 5          | 9          |
| GIRONA                 | 1          | 1          | 2          |
| GRANADA                | 28         | 21         | 49         |
| GUADALAJARA            | 1          | 2          | 3          |
| GUIPUZCOA              | 2          | 3          | 5          |
| HUELVA                 | 3          | 1          | 4          |
| HUESCA                 | 1          | 2          | 3          |
| JAEN                   | 15         | 11         | 26         |
| LA CORUÑA              | 2          | 1          | 3          |
| LA RIOJA               | 1          | 1          | 2          |
| LAS PALMAS             | 3          | 1          | 4          |
| LEON                   | 7          | 4          | 11         |
| LERIDA                 | 1          | 3          | 4          |
| LUGO                   | 1          |            | 1          |
| MADRID                 | 39         | 49         | 88         |
| MALAGA                 | 6          | 9          | 15         |
| MELILLA                | 3          | 3          | 6          |
| NAVARRA                | 1          | 3          | 4          |
| ORENSE                 | 2          | 1          | 3          |
| PALENCIA               | 1          | 1          | 2          |
| PONTEVEDRA             | 2          | 1          | 3          |
| SALAMANCA              | 4          | 5          | 9          |
| SANTA CRUZ DE TENERIFE |            | 1          | 1          |
| SEGOVIA                | 1          |            | 1          |
| SEVILLA                | 14         | 7          | 21         |
| SORIA                  | 2          |            | 2          |
| TARRAGONA              |            | 2          | 2          |
| TERUEL                 | 1          | 1          | 2          |
| TOLEDO                 | 7          | 8          | 15         |
| VALENCIA               | 12         | 18         | 30         |
| VALLADOLID             | 5          | 5          | 10         |
| VIZCAYA                | 4          | 2          | 6          |
| ZAMORA                 | 2          | 3          | 5          |
| ZARAGOZA               | 5          | 3          | 8          |
| <b>Total general</b>   | <b>427</b> | <b>364</b> | <b>791</b> |



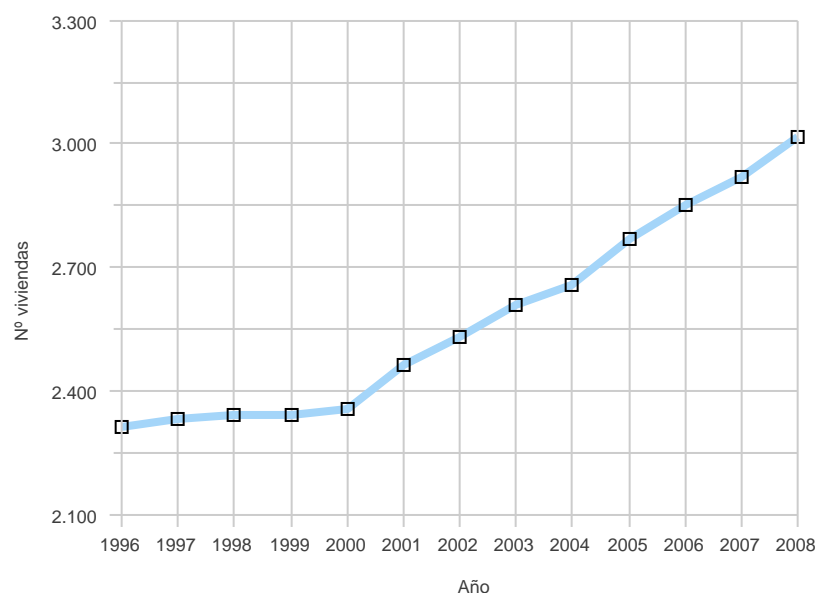
## Población según titulación

| Tipo titulación           | Varón | Mujer | Total        |
|---------------------------|-------|-------|--------------|
| Sin estudios / No consta  | 1.139 | 1.303 | <b>2.442</b> |
| Estudios primarios        | 931   | 823   | <b>1.754</b> |
| Graduado escolar / ESO    | 1.411 | 1.323 | <b>2.734</b> |
| Bachillerato / F.P. Medio | 590   | 602   | <b>1.192</b> |
| F.P. Superior             | 202   | 187   | <b>389</b>   |
| Estudios superiores       | 327   | 434   | <b>761</b>   |



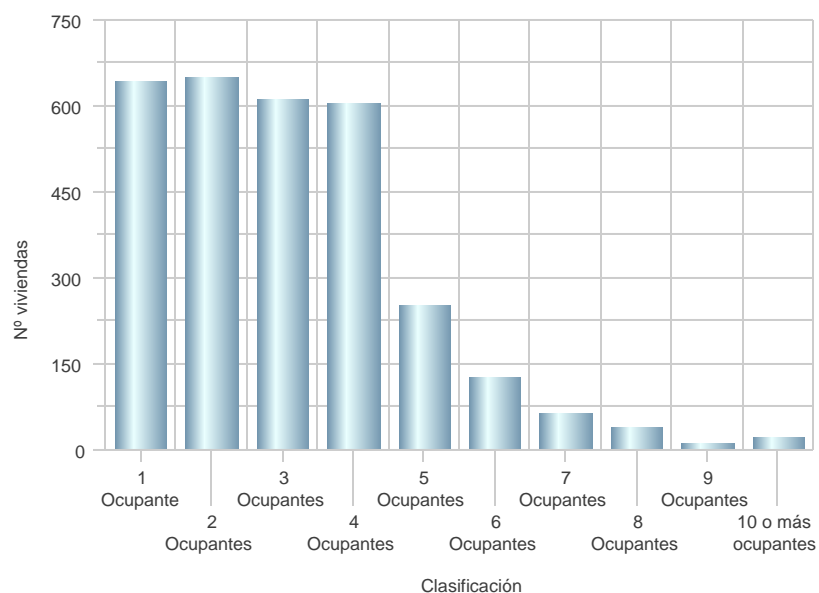
## Evolución anual del número de viviendas ocupadas

| Año  | Total |
|------|-------|
| 1996 | 2.313 |
| 1997 | 2.330 |
| 1998 | 2.342 |
| 1999 | 2.341 |
| 2000 | 2.355 |
| 2001 | 2.464 |
| 2002 | 2.529 |
| 2003 | 2.608 |
| 2004 | 2.657 |
| 2005 | 2.769 |
| 2006 | 2.854 |
| 2007 | 2.919 |
| 2008 | 3.016 |



## Número de viviendas por ocupantes

| Clasificación        | Total        |
|----------------------|--------------|
| 1 Ocupante           | 643          |
| 2 Ocupantes          | 650          |
| 3 Ocupantes          | 610          |
| 4 Ocupantes          | 604          |
| 5 Ocupantes          | 251          |
| 6 Ocupantes          | 126          |
| 7 Ocupantes          | 63           |
| 8 Ocupantes          | 37           |
| 9 Ocupantes          | 11           |
| 10 o más ocupantes   | 21           |
| <b>Total general</b> | <b>3.016</b> |



## Los 100 nombres más comunes

| Nombres          | Num. habitantes | Porcentaje del total de habitantes |
|------------------|-----------------|------------------------------------|
| ANTONIO          | 310             | 3,3%                               |
| JOSE             | 277             | 3,0%                               |
| JOSEFA           | 209             | 2,3%                               |
| FRANCISCO        | 194             | 2,1%                               |
| MARIA            | 186             | 2,0%                               |
| CARMEN           | 179             | 1,9%                               |
| M. CARMEN        | 165             | 1,8%                               |
| DOLORES          | 120             | 1,3%                               |
| ANTONIA          | 118             | 1,3%                               |
| MANUEL           | 118             | 1,3%                               |
| JUAN             | 117             | 1,3%                               |
| M. DOLORES       | 116             | 1,3%                               |
| JOSE ANTONIO     | 114             | 1,2%                               |
| PEDRO            | 109             | 1,2%                               |
| ISABEL           | 98              | 1,1%                               |
| ANGEL            | 94              | 1,0%                               |
| JESUS            | 86              | 0,9%                               |
| DAVID            | 73              | 0,8%                               |
| ENCARNACION      | 61              | 0,7%                               |
| JOAQUIN          | 61              | 0,7%                               |
| MIGUEL           | 60              | 0,6%                               |
| JAVIER           | 60              | 0,6%                               |
| FRANCISCA        | 59              | 0,6%                               |
| M. JOSE          | 59              | 0,6%                               |
| CONCEPCION       | 57              | 0,6%                               |
| ANDRES           | 56              | 0,6%                               |
| JUANA            | 55              | 0,6%                               |
| MARIANO          | 55              | 0,6%                               |
| ALEJANDRO        | 55              | 0,6%                               |
| FUENSANTA        | 52              | 0,6%                               |
| JUAN JOSE        | 51              | 0,6%                               |
| FRANCISCO JOSE   | 49              | 0,5%                               |
| ANA              | 48              | 0,5%                               |
| DANIEL           | 47              | 0,5%                               |
| ROSARIO          | 46              | 0,5%                               |
| ANA MARIA        | 46              | 0,5%                               |
| M. TERESA        | 46              | 0,5%                               |
| MIGUEL ANGEL     | 45              | 0,5%                               |
| TERESA           | 44              | 0,5%                               |
| JOSE MANUEL      | 43              | 0,5%                               |
| JOSE MARIA       | 42              | 0,5%                               |
| FRANCISCO JAVIER | 41              | 0,4%                               |
| FERNANDO         | 41              | 0,4%                               |
| LAURA            | 41              | 0,4%                               |
| ANGELES          | 40              | 0,4%                               |
| MARTA            | 40              | 0,4%                               |
| JUAN ANTONIO     | 40              | 0,4%                               |
| MERCEDES         | 40              | 0,4%                               |
| RAQUEL           | 39              | 0,4%                               |
| JOSE LUIS        | 37              | 0,4%                               |
| RAFAEL           | 37              | 0,4%                               |

| Nombres       | Num. habitantes | Porcentaje del total de habitantes |
|---------------|-----------------|------------------------------------|
| SERGIO        | 34              | 0,4%                               |
| PABLO         | 34              | 0,4%                               |
| ALBERTO       | 34              | 0,4%                               |
| M. ANGELES    | 34              | 0,4%                               |
| ROSA MARIA    | 33              | 0,4%                               |
| PILAR         | 33              | 0,4%                               |
| ADRIAN        | 32              | 0,3%                               |
| DIEGO         | 31              | 0,3%                               |
| LUCIA         | 31              | 0,3%                               |
| SALVADOR      | 31              | 0,3%                               |
| CRISTINA      | 30              | 0,3%                               |
| MANUELA       | 30              | 0,3%                               |
| ELENA         | 30              | 0,3%                               |
| M. PILAR      | 30              | 0,3%                               |
| M. ISABEL     | 29              | 0,3%                               |
| ALVARO        | 29              | 0,3%                               |
| RAUL          | 28              | 0,3%                               |
| RAMON         | 28              | 0,3%                               |
| LUIS          | 28              | 0,3%                               |
| ASCENSION     | 28              | 0,3%                               |
| CARMEN MARIA  | 27              | 0,3%                               |
| PATRICIA      | 27              | 0,3%                               |
| PEDRO JOSE    | 27              | 0,3%                               |
| ENRIQUE       | 27              | 0,3%                               |
| JUAN CARLOS   | 27              | 0,3%                               |
| ALICIA        | 26              | 0,3%                               |
| ALFONSO       | 26              | 0,3%                               |
| GINES         | 25              | 0,3%                               |
| INMACULADA    | 25              | 0,3%                               |
| ANDREA        | 24              | 0,3%                               |
| ROCIO         | 23              | 0,2%                               |
| SONIA         | 23              | 0,2%                               |
| VICENTE       | 23              | 0,2%                               |
| LORENA        | 23              | 0,2%                               |
| PEDRO ANTONIO | 23              | 0,2%                               |
| BEATRIZ       | 23              | 0,2%                               |
| PAULA         | 22              | 0,2%                               |
| CARLOS        | 22              | 0,2%                               |
| SANTIAGO      | 22              | 0,2%                               |
| NURIA         | 21              | 0,2%                               |
| NOELIA        | 21              | 0,2%                               |
| CONSUELO      | 21              | 0,2%                               |
| EDUARDO       | 20              | 0,2%                               |
| JORGE         | 20              | 0,2%                               |
| ANTONIO JOSE  | 19              | 0,2%                               |
| CAROLINA      | 19              | 0,2%                               |
| RUBEN         | 19              | 0,2%                               |
| M. LUISA      | 19              | 0,2%                               |
| SILVIA        | 19              | 0,2%                               |
| IRENE         | 19              | 0,2%                               |
| SUSANA        | 19              | 0,2%                               |

## Los 100 apellidos más comunes

| Apellidos | Num. Habitantes | Porcentaje del total de habitantes |
|-----------|-----------------|------------------------------------|
| MARTINEZ  | 933             | 5,2%                               |
| GARCIA    | 792             | 4,4%                               |
| LOPEZ     | 624             | 3,5%                               |
| SANCHEZ   | 569             | 3,2%                               |
| HERNANDEZ | 450             | 2,5%                               |
| FERNANDEZ | 372             | 2,1%                               |
| RUIZ      | 326             | 1,8%                               |
| PEREZ     | 316             | 1,8%                               |
| NICOLAS   | 272             | 1,5%                               |
| GOMEZ     | 208             | 1,2%                               |
| GONZALEZ  | 193             | 1,1%                               |
| GUERRERO  | 188             | 1,0%                               |
| JIMENEZ   | 187             | 1,0%                               |
| CANO      | 160             | 0,9%                               |
| CONTRERAS | 149             | 0,8%                               |
| RODRIGUEZ | 143             | 0,8%                               |
| MUÑOZ     | 141             | 0,8%                               |
| SERRANO   | 137             | 0,8%                               |
| MORENO    | 137             | 0,8%                               |
| NAVARRO   | 132             | 0,7%                               |
| ALARCON   | 128             | 0,7%                               |
| FRANCO    | 116             | 0,6%                               |
| PEÑALVER  | 110             | 0,6%                               |
| VERA      | 104             | 0,6%                               |
| VICENTE   | 100             | 0,6%                               |
| AMADOR    | 95              | 0,5%                               |
| MOLINA    | 93              | 0,5%                               |
| MESEGUER  | 91              | 0,5%                               |
| GARRIDO   | 90              | 0,5%                               |
| CORTES    | 89              | 0,5%                               |
| CARAVACA  | 89              | 0,5%                               |
| MARIN     | 87              | 0,5%                               |
| DIAZ      | 83              | 0,5%                               |
| LUCAS     | 78              | 0,4%                               |
| CARPE     | 76              | 0,4%                               |
| ALCARAZ   | 76              | 0,4%                               |
| ROMERO    | 76              | 0,4%                               |
| GUILLEN   | 76              | 0,4%                               |
| TORRES    | 76              | 0,4%                               |
| ORENES    | 72              | 0,4%                               |
| SAURA     | 72              | 0,4%                               |
| FLORES    | 69              | 0,4%                               |
| CASTRO    | 69              | 0,4%                               |
| RUBIO     | 66              | 0,4%                               |
| GIMENEZ   | 65              | 0,4%                               |
| GIL       | 65              | 0,4%                               |
| BOTIA     | 63              | 0,4%                               |
| NORTES    | 61              | 0,3%                               |
| ROS       | 59              | 0,3%                               |
| PASCUAL   | 57              | 0,3%                               |
| SANTIAGO  | 57              | 0,3%                               |

| Apellidos | Num. Habitantes | Porcentaje del total de habitantes |
|-----------|-----------------|------------------------------------|
| ORTIZ     | 56              | 0,3%                               |
| RABADAN   | 54              | 0,3%                               |
| MEROÑO    | 54              | 0,3%                               |
| PERALTA   | 51              | 0,3%                               |
| HORTELANO | 50              | 0,3%                               |
| ESPINOSA  | 49              | 0,3%                               |
| PEÑARANDA | 49              | 0,3%                               |
| NOGUERA   | 48              | 0,3%                               |
| CONESA    | 48              | 0,3%                               |
| CANOVAS   | 46              | 0,3%                               |
| VIDAL     | 46              | 0,3%                               |
| MACANAS   | 45              | 0,3%                               |
| BERNAL    | 45              | 0,3%                               |
| GUIRAO    | 44              | 0,2%                               |
| ARNALDOS  | 43              | 0,2%                               |
| RAMIREZ   | 43              | 0,2%                               |
| MENGUAL   | 42              | 0,2%                               |
| BAÑOS     | 42              | 0,2%                               |
| VALVERDE  | 42              | 0,2%                               |
| CAMPOY    | 42              | 0,2%                               |
| MARTIN    | 41              | 0,2%                               |
| LOZANO    | 41              | 0,2%                               |
| PALAZON   | 40              | 0,2%                               |
| EGEA      | 40              | 0,2%                               |
| AROCA     | 39              | 0,2%                               |
| PINA      | 39              | 0,2%                               |
| CARRILLO  | 39              | 0,2%                               |
| ANDREU    | 37              | 0,2%                               |
| SOTO      | 37              | 0,2%                               |
| OLMOS     | 37              | 0,2%                               |
| ALEMAN    | 36              | 0,2%                               |
| ALEGRIA   | 36              | 0,2%                               |
| MEDINA    | 35              | 0,2%                               |
| HURTADO   | 35              | 0,2%                               |
| REINA     | 35              | 0,2%                               |
| CUEVAS    | 35              | 0,2%                               |
| OSETE     | 34              | 0,2%                               |
| ALONSO    | 34              | 0,2%                               |
| ORTEGA    | 32              | 0,2%                               |
| ROBLES    | 31              | 0,2%                               |
| BROCAL    | 31              | 0,2%                               |
| ESTEBAN   | 31              | 0,2%                               |
| RAMOS     | 30              | 0,2%                               |
| MENDEZ    | 30              | 0,2%                               |
| AGUILAR   | 29              | 0,2%                               |
| ABENZA    | 29              | 0,2%                               |
| PLANES    | 29              | 0,2%                               |
| MOÑINO    | 29              | 0,2%                               |
| ABELLAN   | 28              | 0,2%                               |
| SOLER     | 28              | 0,2%                               |
| BELMONTE  | 28              | 0,2%                               |
| CAMACHO   | 28              | 0,2%                               |



| <b>Apellidos</b> | <b>Num. Habitantes</b> | <b>Porcentaje del total de habitantes</b> |
|------------------|------------------------|---|
| QUINTANA         | 28                     | 0,2%                                      |
| PUJANTE          | 28                     | 0,2%                                      |
| PUIGCERVER       | 28                     | 0,2%                                      |
| CARCELES         | 28                     | 0,2%                                      |